



CLASS

# Mobile Application User Guide



*Navigate easily in the User Guide by clicking on the chapter titles.*

## [Student App](#)

- [Login](#)
- [First Login](#)
- [Library view](#)
  - Main page
  - Menus on main page
- [Opening a book](#)
- [Reading a book](#)
- [Educational Games](#)

- [Recommendations, coins and badges](#)
- [Search Options](#)
- [My Profile](#)
  - Child Dashboard
  - Lexile Test & Comprehension Test
  - Settings
  - Manage Storage
  - Help
  - App Intro



# Downloading the BOOKR Class Mobile App 下載 BOOKR Class 應用程式



CLASS



Download and install our library app on any mobile, tablet, or computer device. Dive into the exciting world of BOOKR Class anytime, anywhere!  
在任何手機、平板電腦或電腦設備上下載並安裝我們的圖書館應用程式。  
隨時隨地享受 BOOKR Class 的精彩世界！

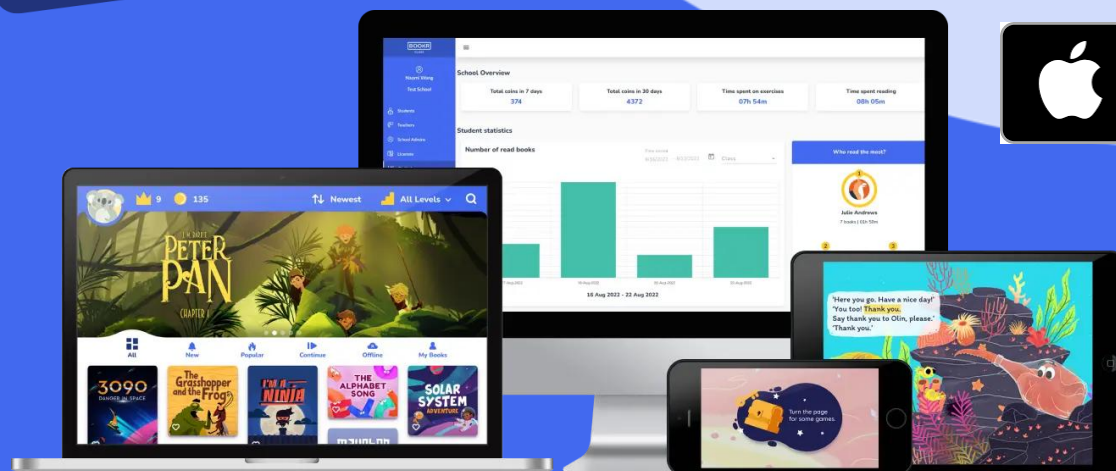

The BOOKR Class  
Library Application

Student version

Download on mobile



Download on desktop



# Login with Username & Password

## 使用用戶名稱和密碼登入



Students can log in with the usernames and passwords, which set by the schools. Sign in thru the weblink at <https://sh.bookrclass.com>. You will log in the mobile APP automatically.

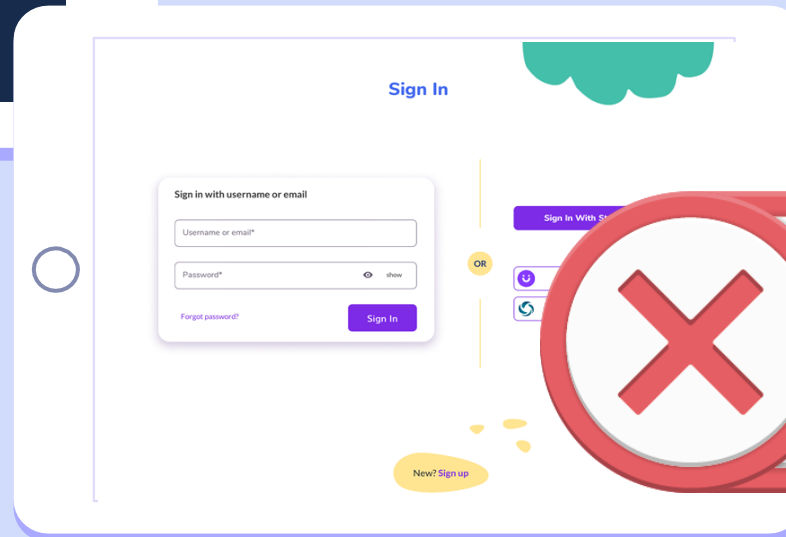
學生可以使用學校設定的使用者名稱和密碼登入。透過 <https://sh.bookrclass.com> 網頁登入後，將自動登入手機應用程式。



Scan it and watch the "how-to" video clip.



Please download and install the mobile app in advance.  
請提前下載並安裝手機應用程式。



The log in page in the Mobile App do not apply to our students. 應用程式中的登入頁面並不適用。

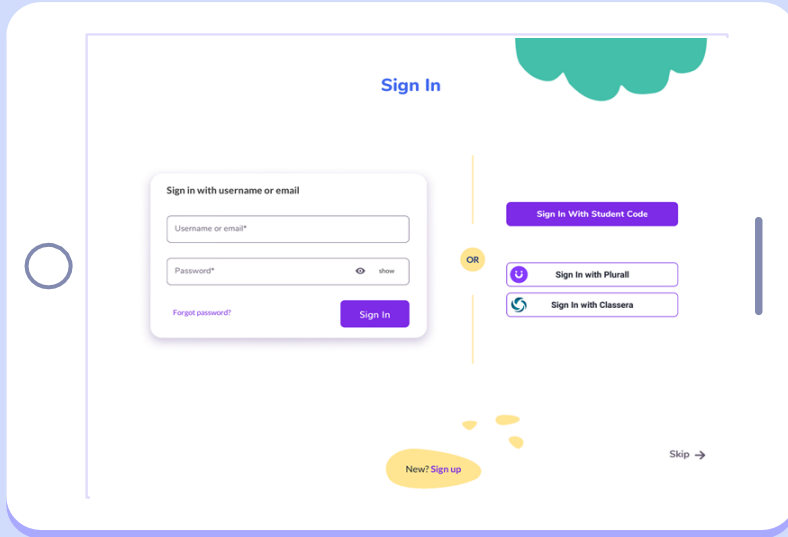
# Login with Username & Password

## 使用用戶名稱和密碼登入



The log in page in the Mobile App do not apply to our students.

應用程式中的登入頁面並不適用。



Scan it and watch the "how-to" video clip.

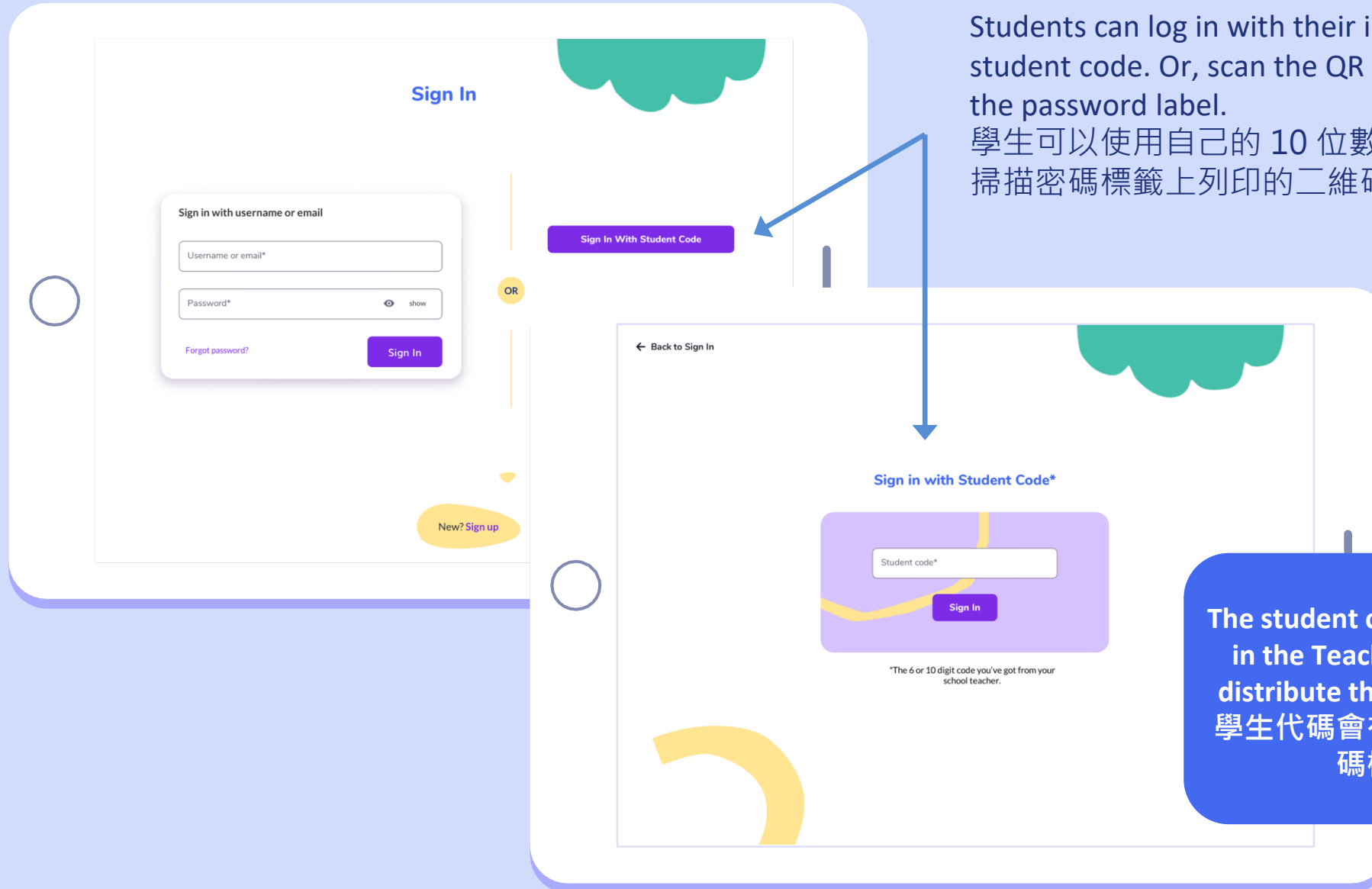


# Login with a Student Code 使用學生代碼登入

\* Apply only to selected schools and students. 僅適用於選定學校及學生。



CLASS



Students can log in with their individual 10-digit student code. Or, scan the QR code as printed in the password label.

學生可以使用自己的 10 位數學生代碼登入。或掃描密碼標籤上列印的二維碼。

The student code is automatically generated in the Teacher's Dashboard. Teacher will distribute the password labels to students. 學生代碼會在教師介面中，自動生成。密碼標籤將由老師分發。

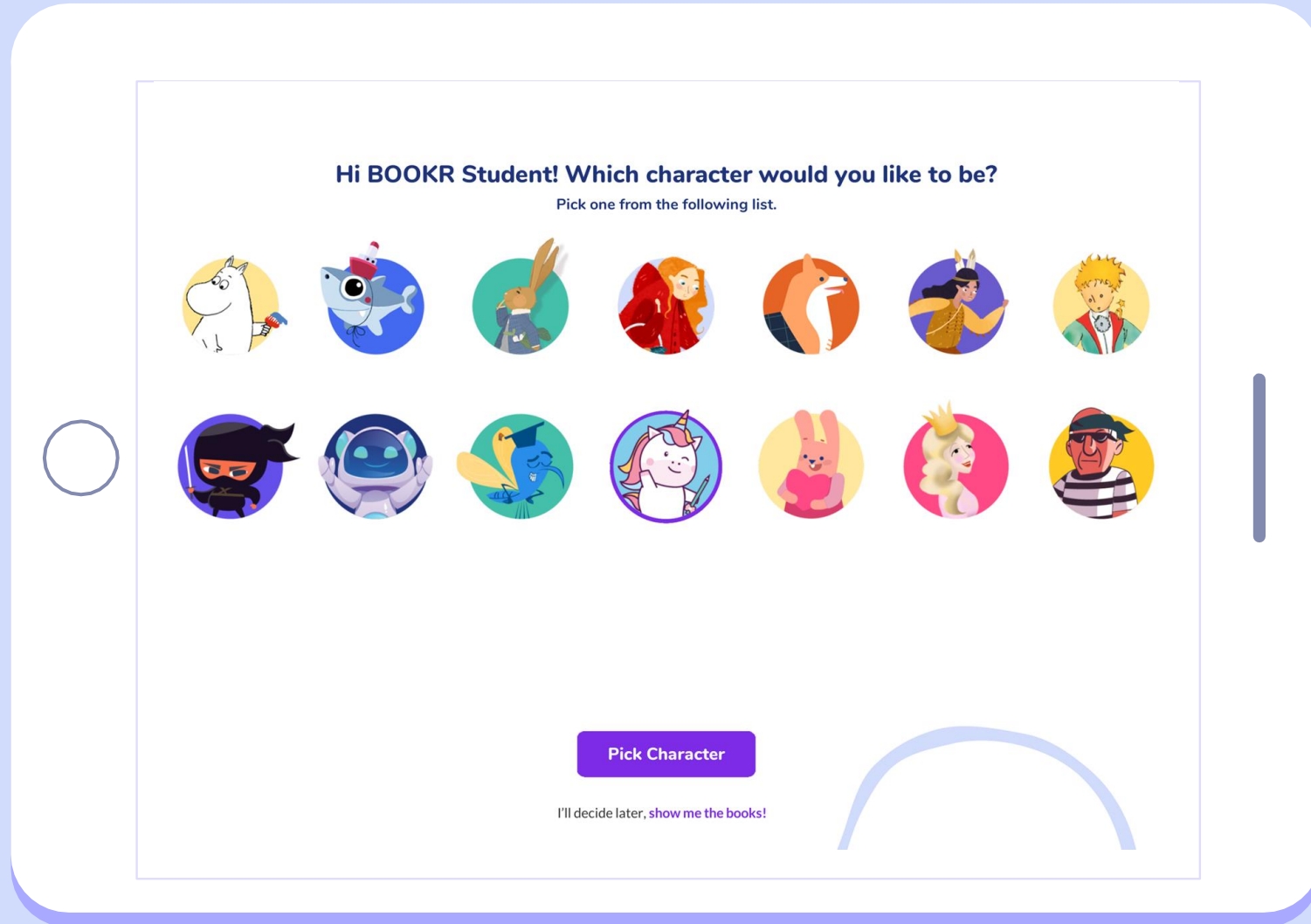


# First Login | Step 1 - Select your Avatar

## 首次登入 | 步驟 1 - 選擇您的頭像



When students log in for the first time, they can choose an avatar as a profile picture, which they can modify later on. 學生於次首次登入時，可以選擇不同角色作為頭像，以後可隨時修改。



# First Login | Step 2 - Choose your Interests

## 首次登入 | 步驟 2 - 選擇您感興趣的主題

Students can choose their favourite topics from the list, that can also be changed later in their profile.

學生可以從清單中選擇他們最喜歡的主題，稍後也可以在他們的個人資料頁中，隨時修改。

← Pick Character

**What are your favourite topics?**  
You can choose more than one from the following list.

Food and drinks	Lifestyle	Free time	Time and weather	Science	School	Work	Body and health
Aliens and monsters	Music	Vehicles	Culture	Cute	Friends	Funny	Magic

Continue

Based on their selected interests, the system will automatically recommend a selection of books.  
根據學生選擇的主題，系統會自動推薦一系列圖書。

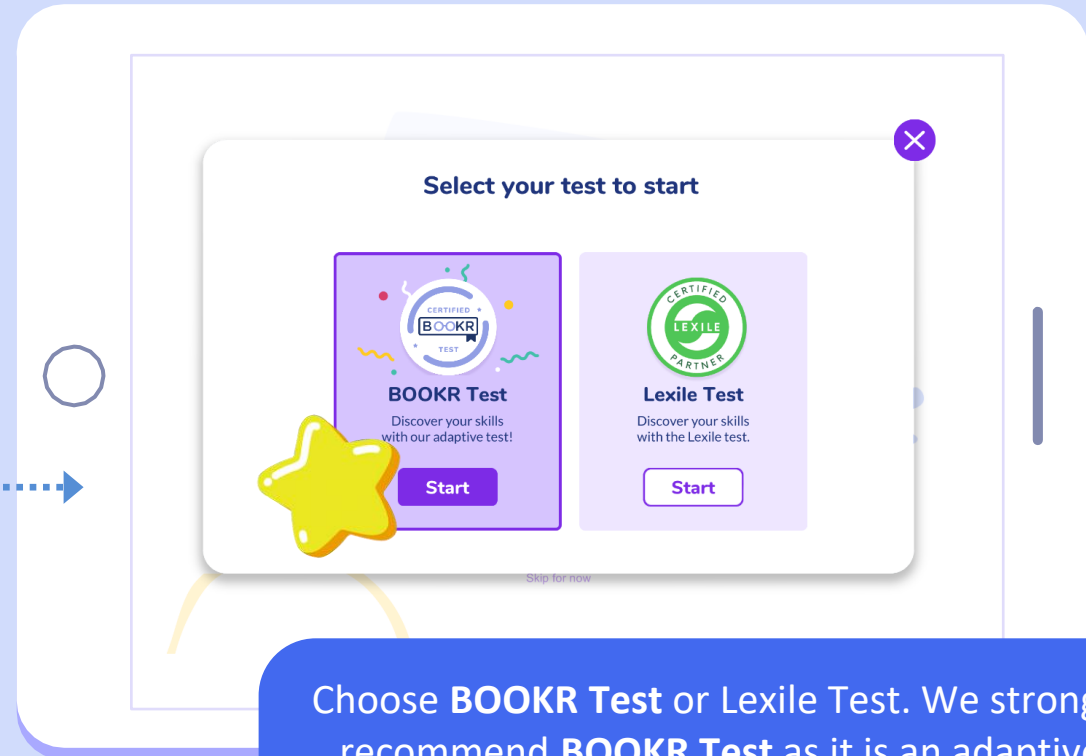
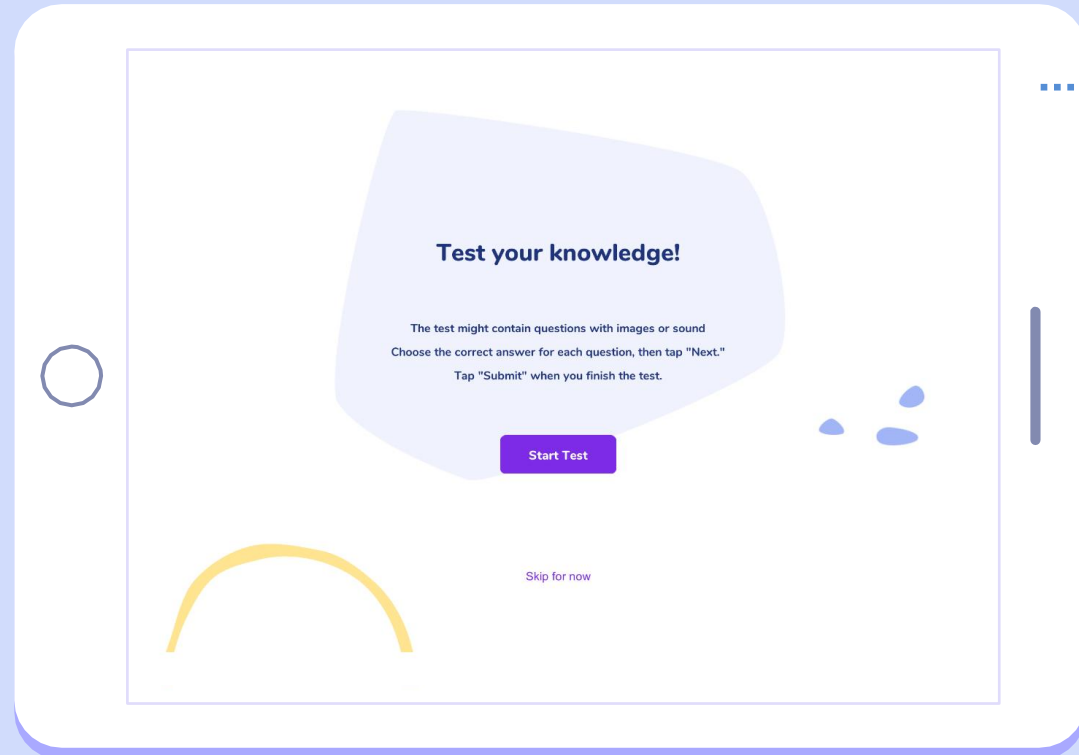
# First Login | Step 3 – Select test to start

## 首次登入 | 步驟 3 -選擇測試



Students will take the Placement Test to assess their reading skills. If they skip the test, they can complete it later from their profile.

首次登入後，學生須完成分級測驗，以評估他們的閱讀能力。如果學生選擇跳過測試，可於稍後在個人資料頁中，再次進行測試。



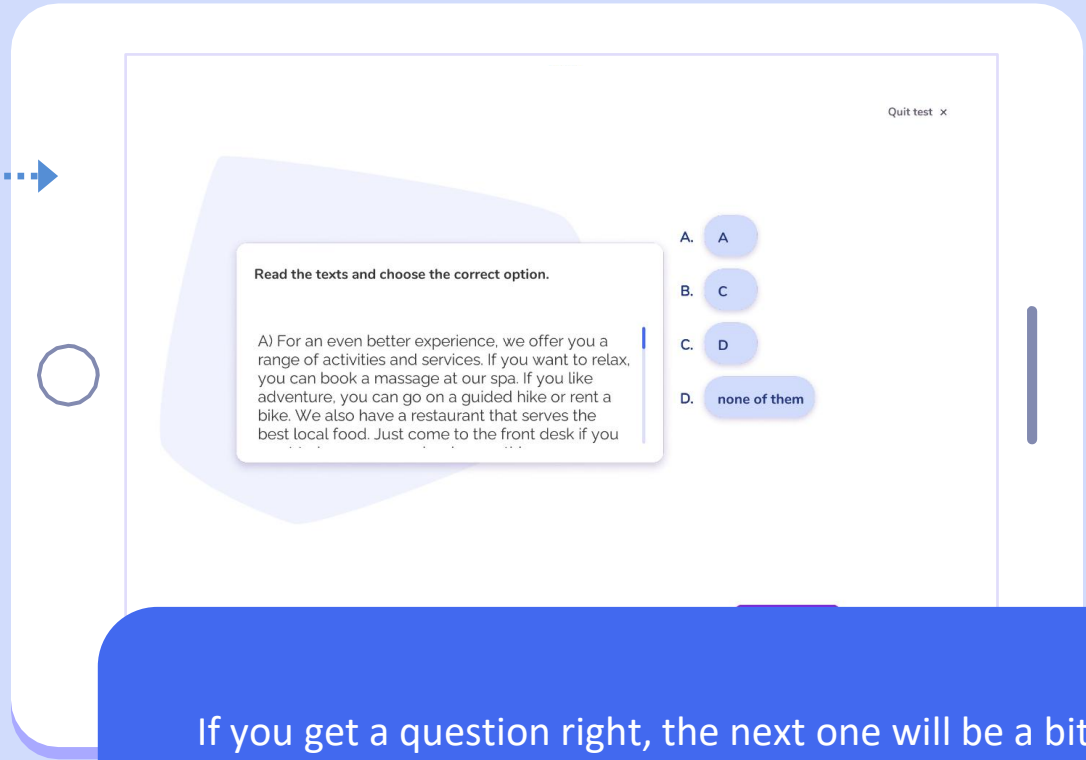
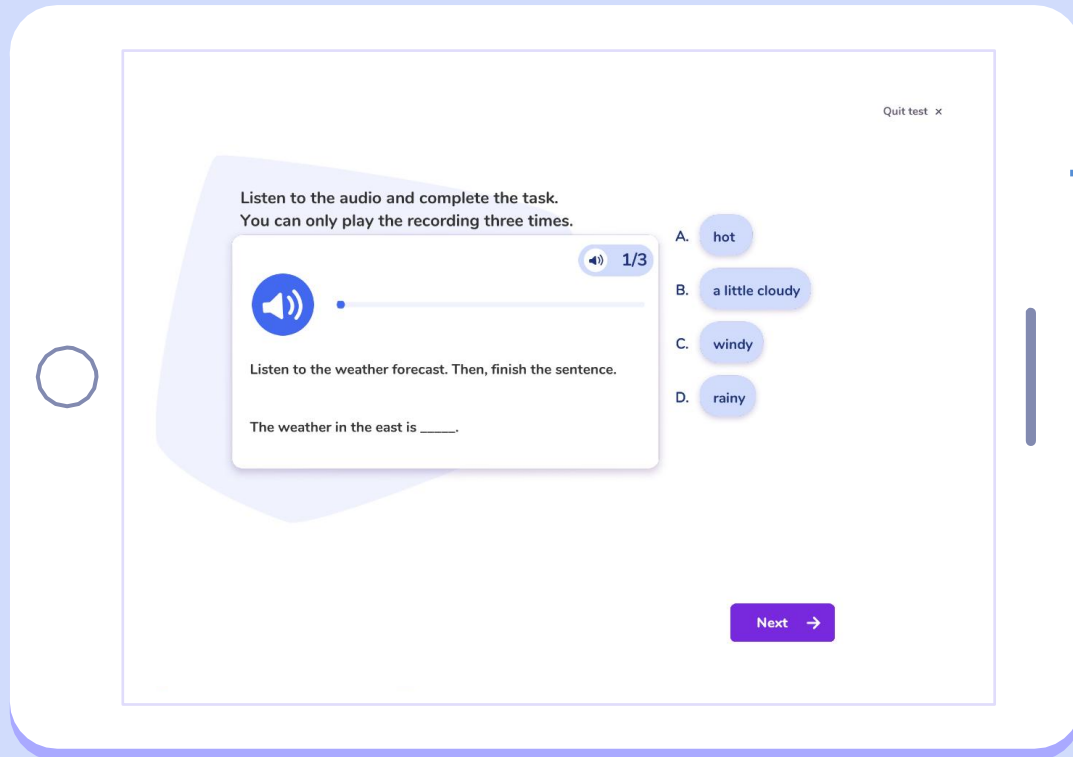
Choose **BOOKR Test** or Lexile Test. We strongly recommend **BOOKR Test** as it is an adaptive testing which like a personalized quiz that adjusts its difficulty based on how the student answers each question.

選擇 **BOOKR 測試** 或 Lexile 測試。我們強烈推薦 **BOOKR 測試**，因為它是一種自適應測試，就像個人化測驗一樣，根據學生回答每個問題的方式調整其難度。



# First Login | Step 4 – Adaptive Placement Test

## 首次登入 | 步驟 4 - 自適性語文測試



If you get a question right, the next one will be a bit harder; if you miss it, the following question will be a little easier. This way, the test zeroes in on your exact level of proficiency.

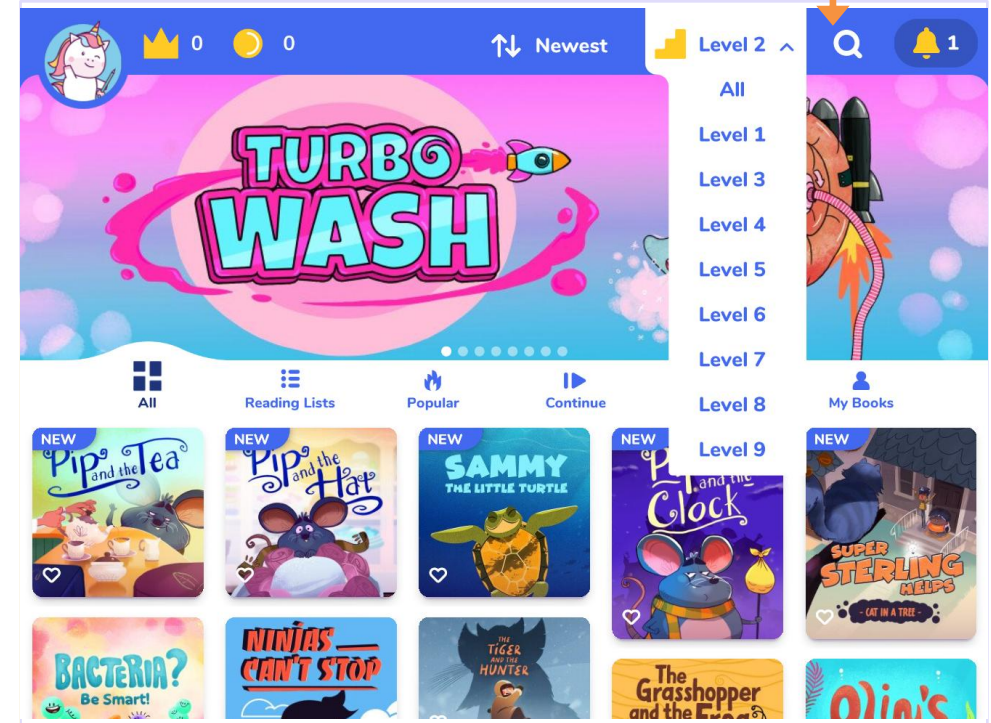
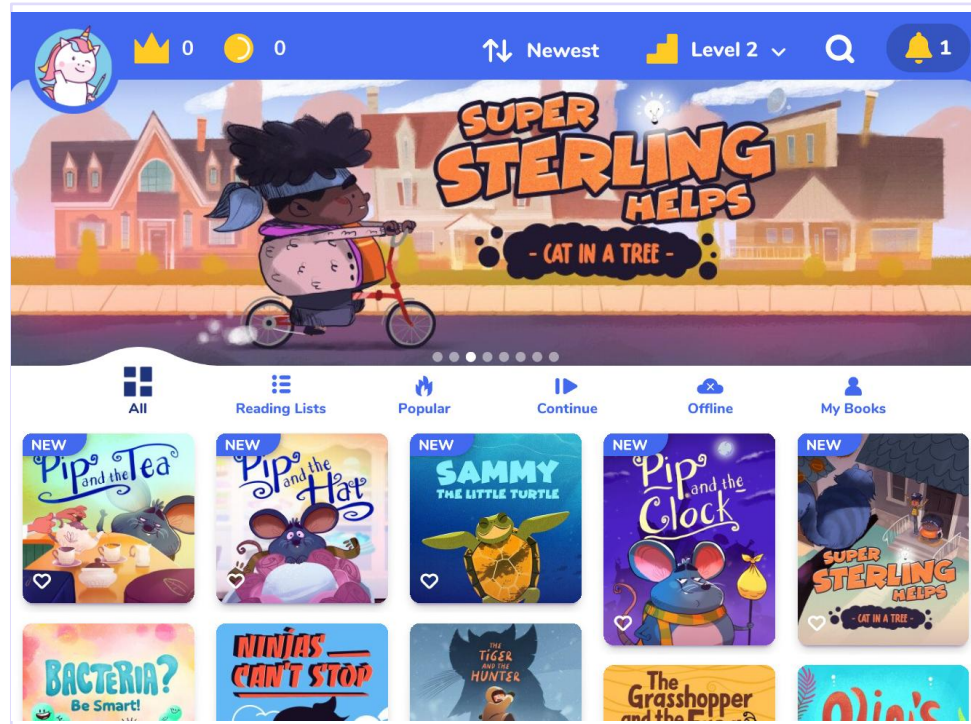
如果你答對了一道題，下一題就會難一點；如果你錯過了，下面的問題會比較容易。這樣，測試就能快速評估您的英語水平。



Scan it and watch the "how-to" video clip.



Students are either automatically taken to a level based on their Lexile® measure, or they can freely browse and select a level.  
學生可根據他們的 Lexile® 評測結果自動進入某個級別，也可以自由選擇並瀏覽任何一個級別。



We continuously add new books to the Library. They are marked with a "NEW" badge and can be found under the "New" filter. 我們不斷為圖書館添加新書。新書標有 "NEW" 字眼，也可以主頁 "New" 選單下找到。

Reading Streak: Consecutive days spent with reading in a row (default as 20 minutes per day. Teacher can reset the goal, least 5 minutes per day).

連續閱讀：連續閱讀日數（預設為每天 20 分鐘，老師可於老師介面設定，至少 5 分鐘）。

Coins: Students can collect coins by completing the books.

學生可以透過完成圖書，來收集硬幣。

Book order: Choose the appearance of the books: from newest to oldest, oldest to newest, A to Z or Z to A.

選擇書籍的排列：從最新到最舊、從最舊到最新、A到Z 或 Z到A。

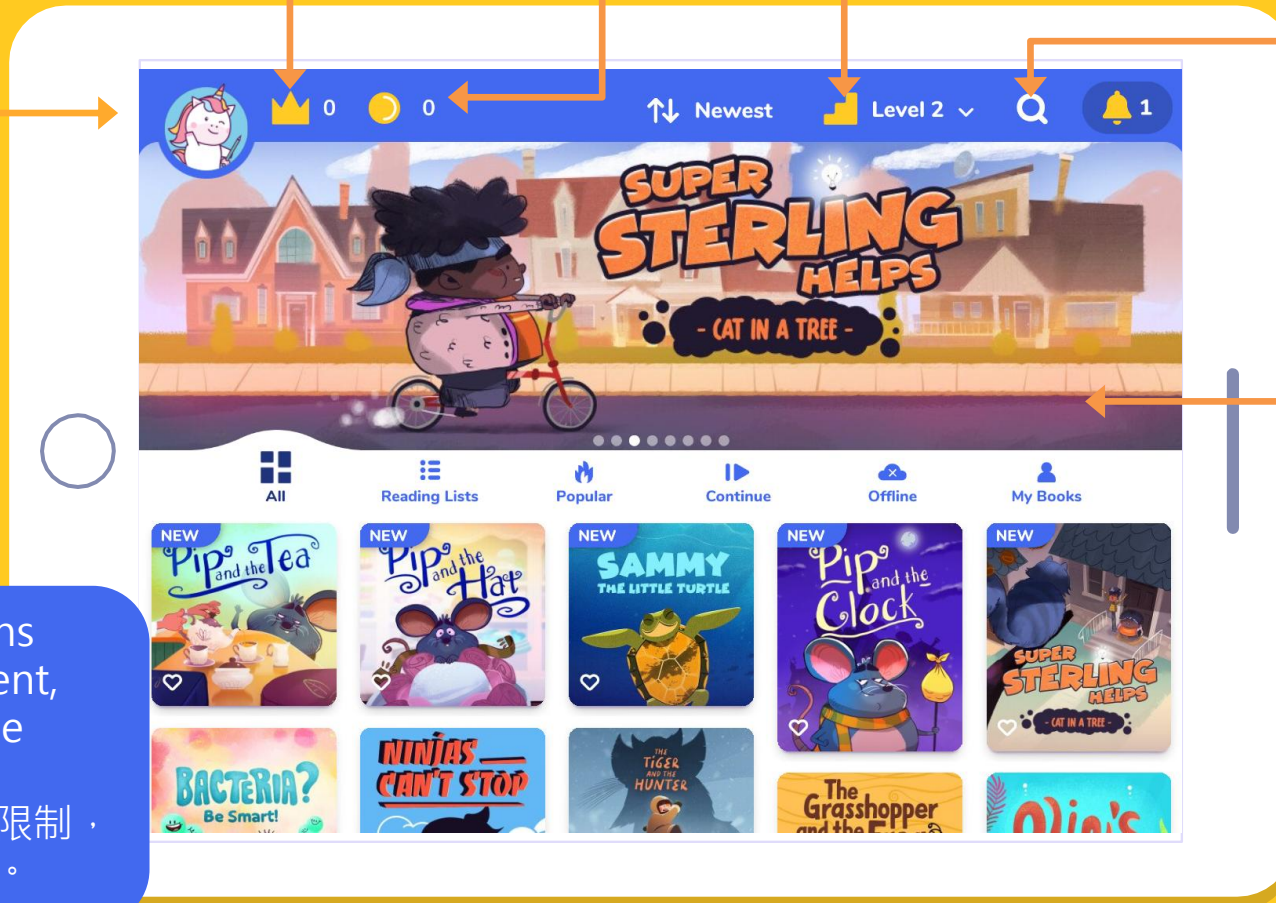
Account details and settings can be found here.

帳戶詳細資訊和設定可以在此處找到。



Students have restrictions in their Profile management, e.g. they cannot manage subscriptions.

學生的個人資料管理會有一定限制，例如：他們無法管理訂閱。



Tap the magnifying glass to reach the search options. 點擊放大鏡即可找到搜尋選項。

Slideshow with book recommendations, tap the image and read the book. 圖書推薦幻燈片，點擊圖像即可閱讀該圖書。





Curated reading lists with thematic book collections and tests.  
閱讀清單包含主題相關的圖書和小測驗。

Most popular titles in the Library.  
最受歡迎圖書

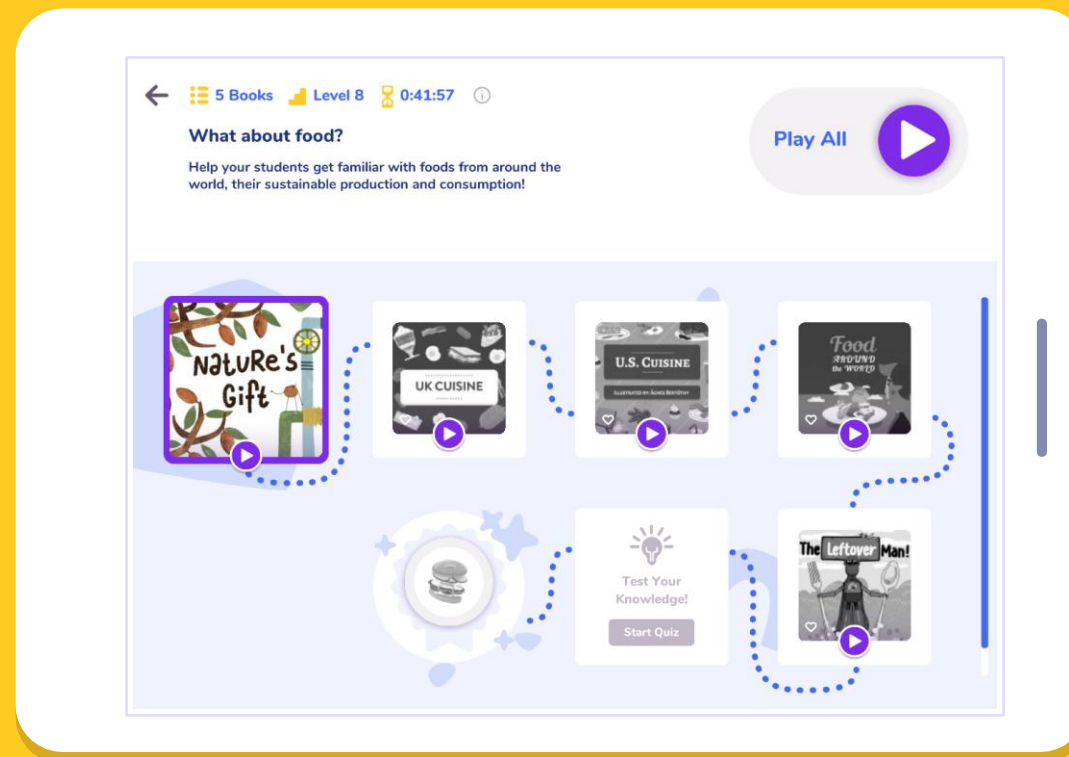
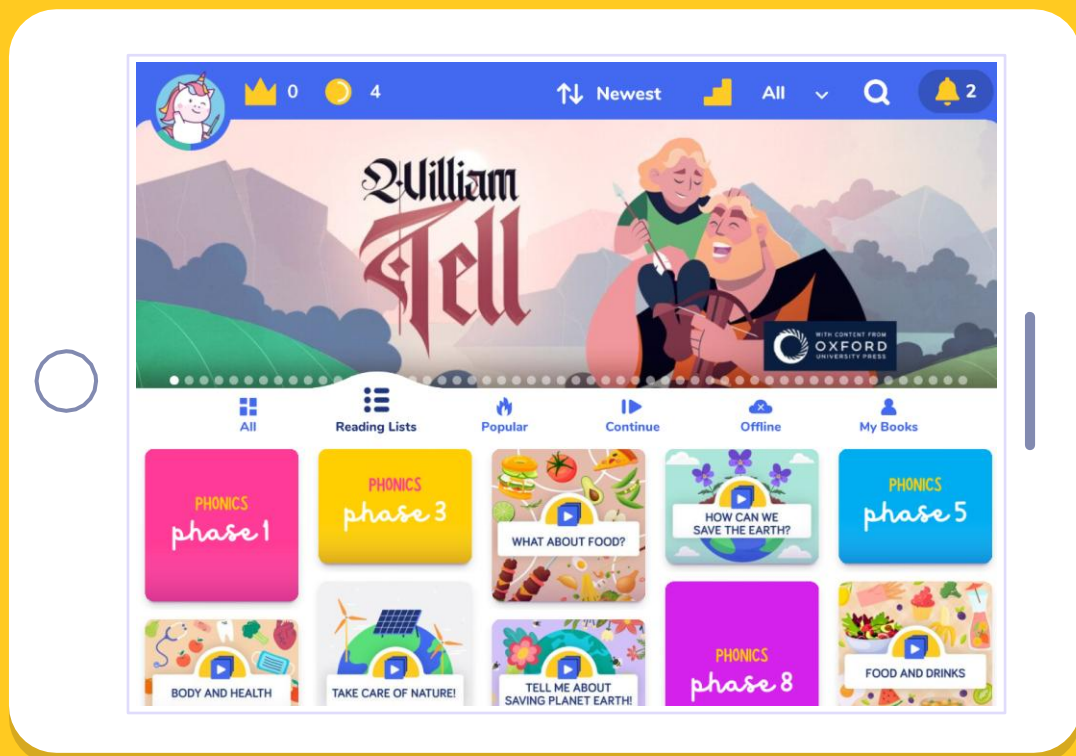
Books started, but haven't finished.  
已開始，但還沒完成圖書

Downloaded books that are available without internet connection, as long as the user's subscription is valid.  
無需網路連線，已預先下載的圖書

Books assigned to the student by their teacher.  
老師指定學生必讀圖書

Reading Lists are thematic book collections, each completed with a reading comprehension test.

閱讀清單是主題書集合，每本書都附有閱讀理解測驗。



Tap on the cover and you will see the reading journey with the books to read, the level they belong to and the amount of time it will take to read them all. At the end of the reading journey a quiz can be taken.

點擊閱讀清單封面，您將看到清單內，包含待讀書籍、書籍所屬級別以及閱讀全部書籍所需的時間。完成閱讀後，您將參加閱讀理解測驗。

# Opening a Book 打開圖書

Tap any book in the library and the book info page will appear.

點選圖書庫中任何一本圖書，就會出現圖書資訊頁。

Book cover 封面

Similar books based on the level and interest of the student  
基於學生程度和興趣，系統推薦的類近圖書

Lexile® Level  
藍思分級

BOOKR Class level  
BOOKR 級別

CEFR level  
歐洲共同語言參考標準級別

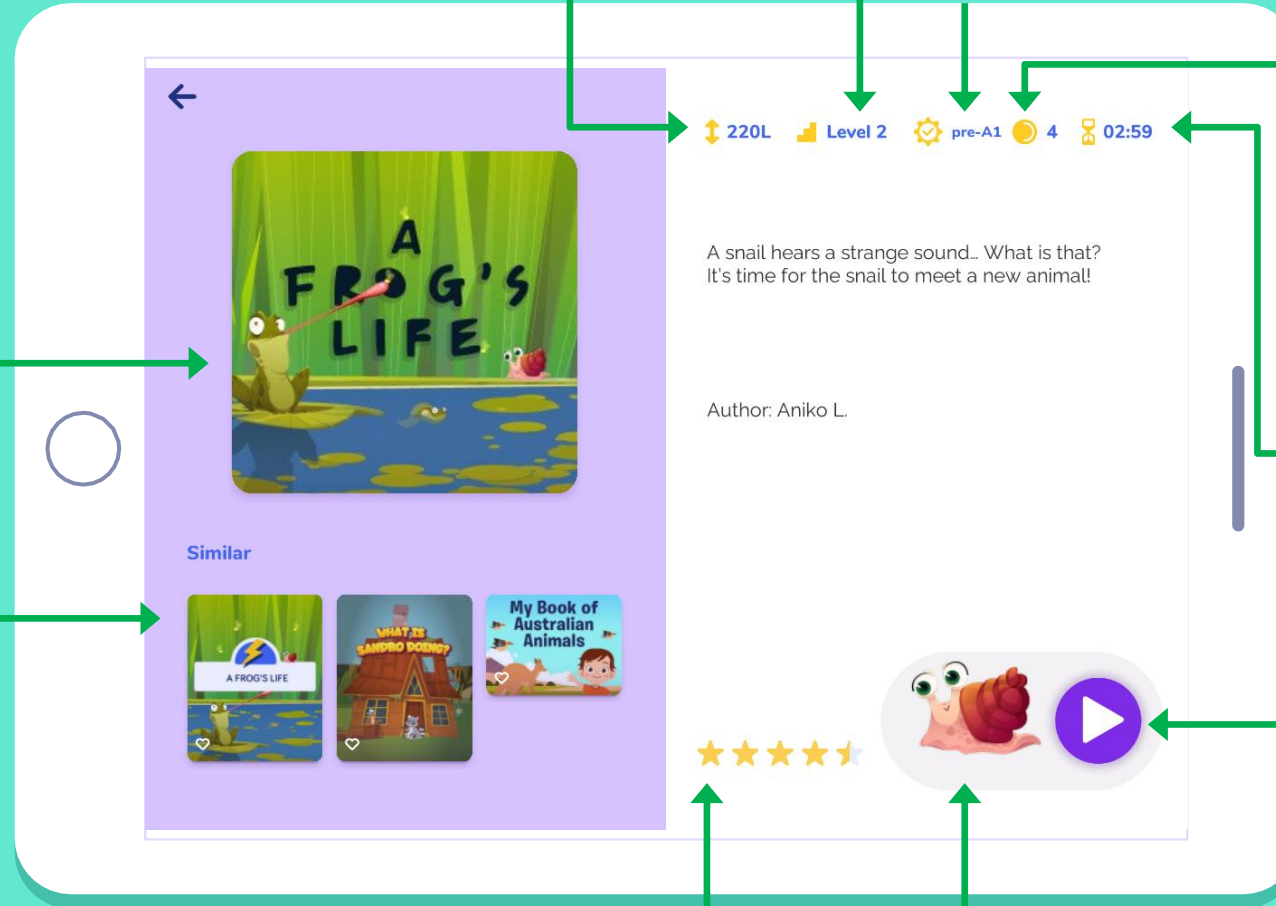
Number of coins the student can earn by reading the book  
學生透過閱讀這本圖書，可以獲得的金幣數量

Read time  
圖書閱讀所須時間

Click the purple "Play" button to download and play the book  
紫色「播放」按鈕，用於下載和播放這本圖書

Book rating  
圖書評分

Collectible badge  
可收集徽章

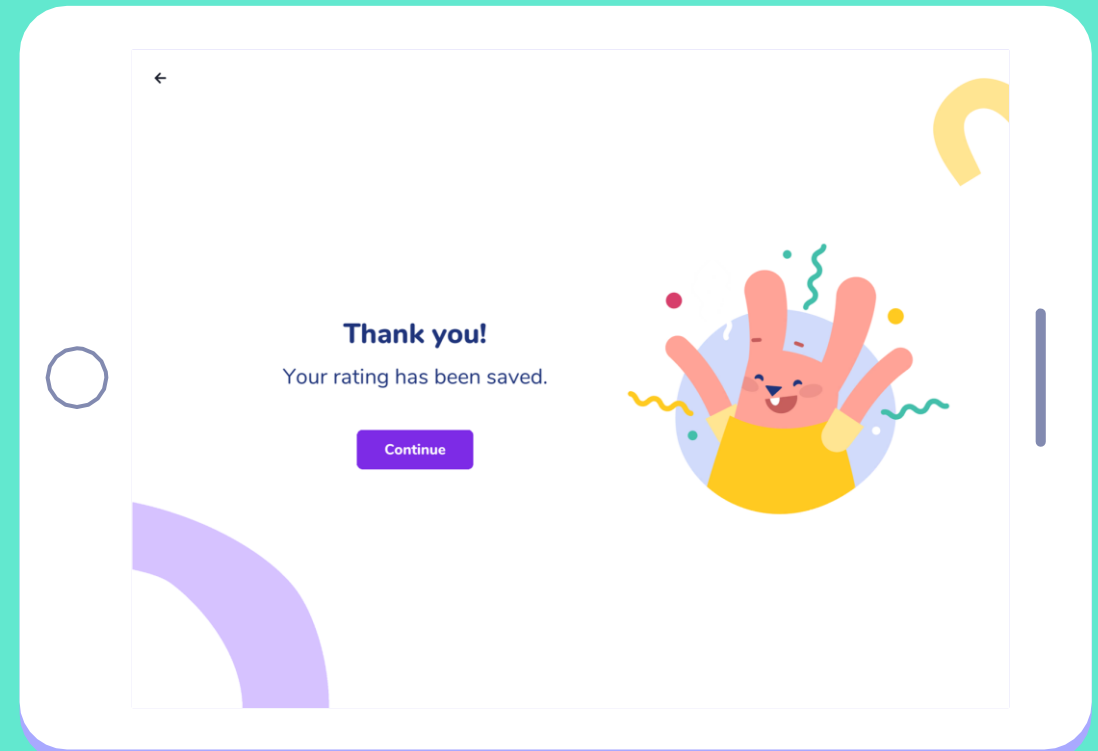
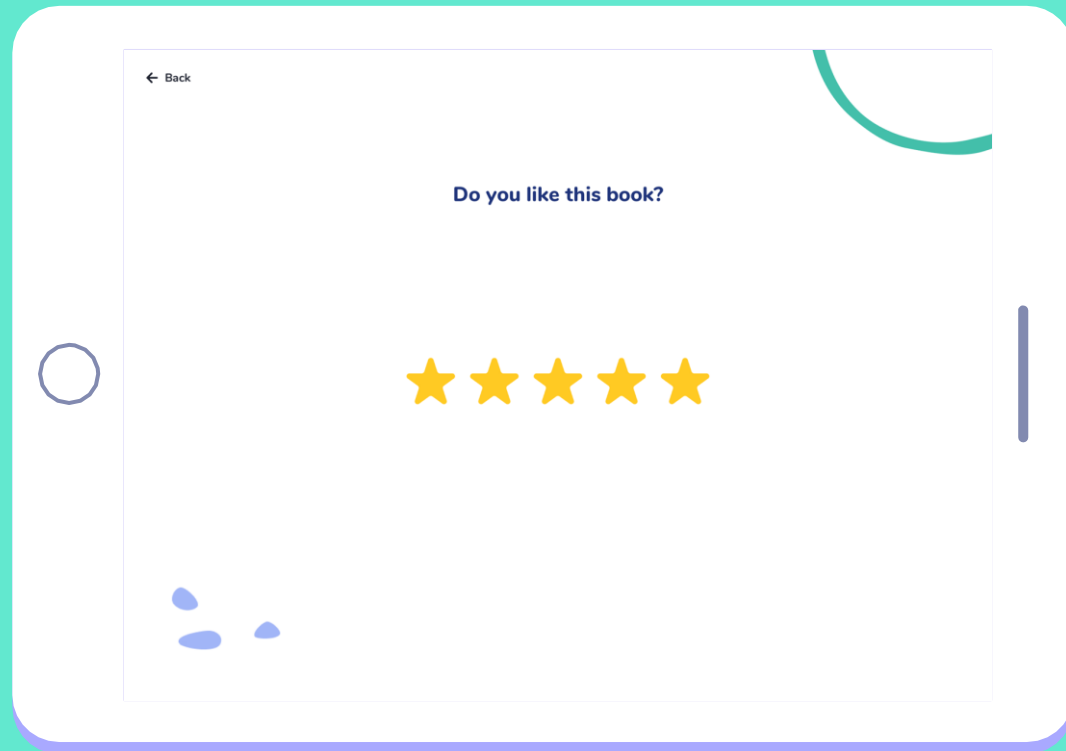


# Rating a Book 為圖書評分



Rate the books you have read.

完成閱讀後，您可以對這本圖書作出評分。



Pause  
暫停鍵

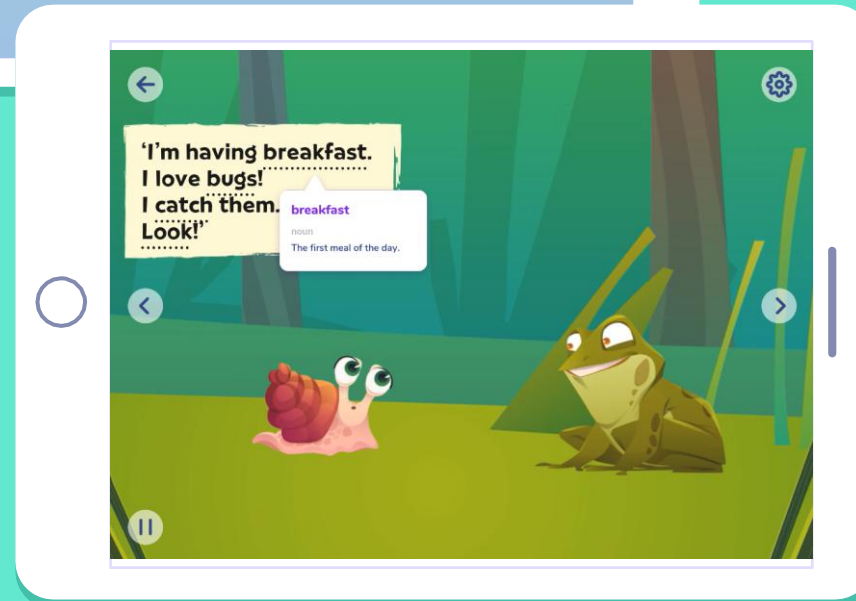
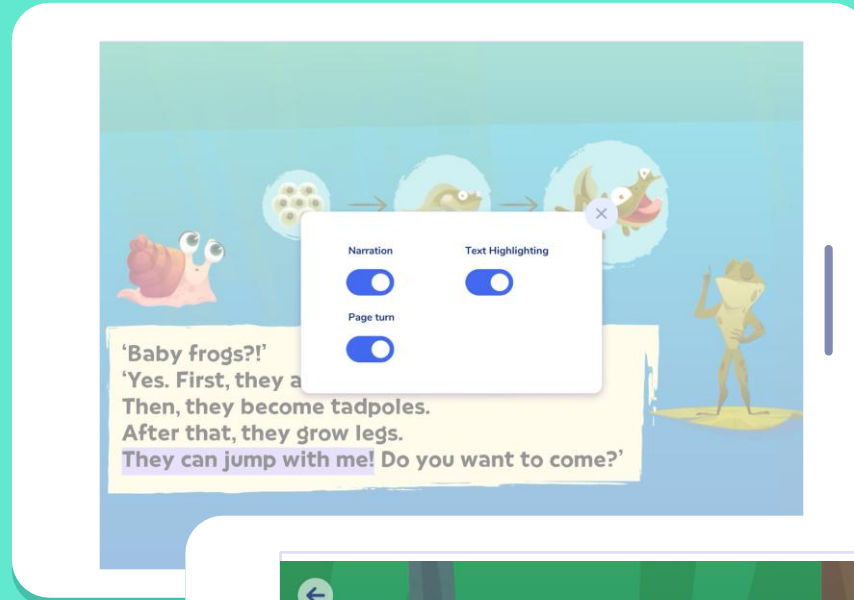


Navigating  
among pages  
導覽各頁面



Customize the reading experience and turn 'Text Highlighting', 'Narration' and 'Page turn' on / off.

自訂閱讀體驗，如開啟或關閉「文字顯示」、「旁白」和「自動翻頁」。

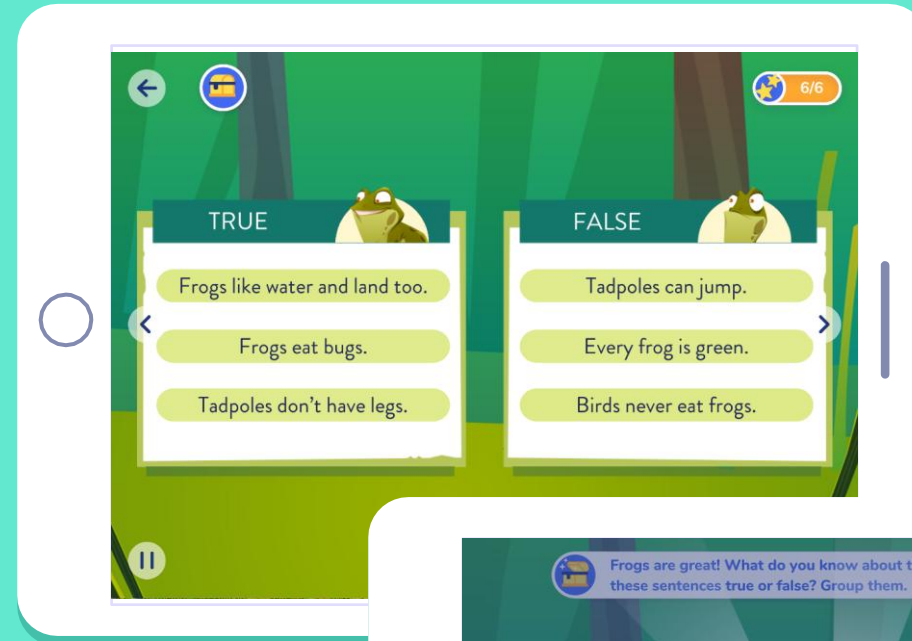


If you turn off the narration, the **key words** of the story are underlined. Read their **leveled definition** by tapping on them. 如果旁白設定為關閉，故事的關鍵字下會出現劃線，學生可點擊關鍵字以讀取它們的定義。定義按圖書級別作深淺差異。

# Educational Games 富教育性遊戲

BOOKR  
CLASS

At the end of each book, students find follow-up educational games to test their understandings.  
在每本圖書的最後，學生都會找到後續的遊戲，  
同時測試對內容的理解。

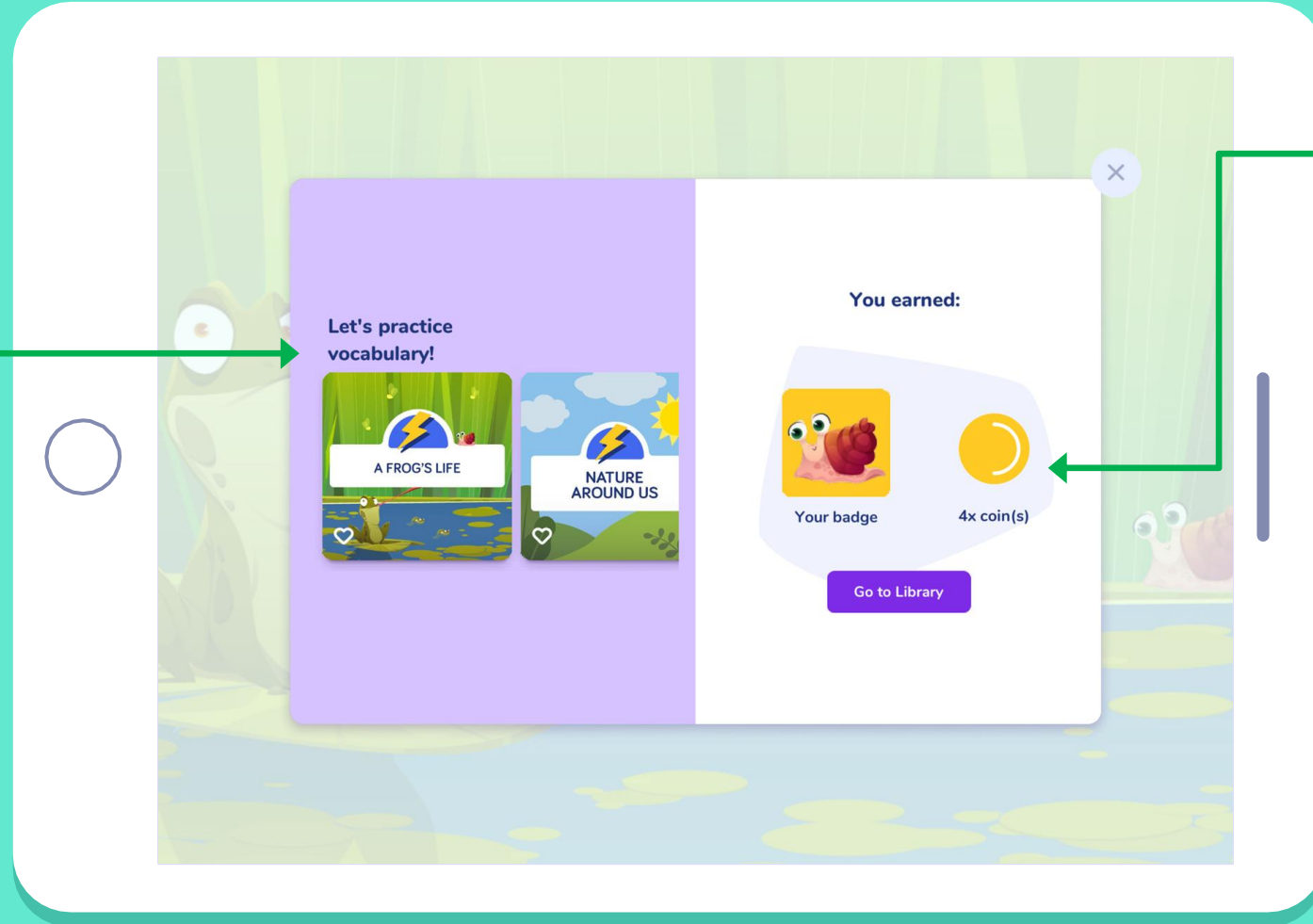


# Recommendations, Coins and Badges

## 推薦、硬幣和徽章

At the end of each book students receive book recommendations based on their level and interest.

在每本圖書的最後，學生都會收到根據他們的水平和興趣推薦的圖書。



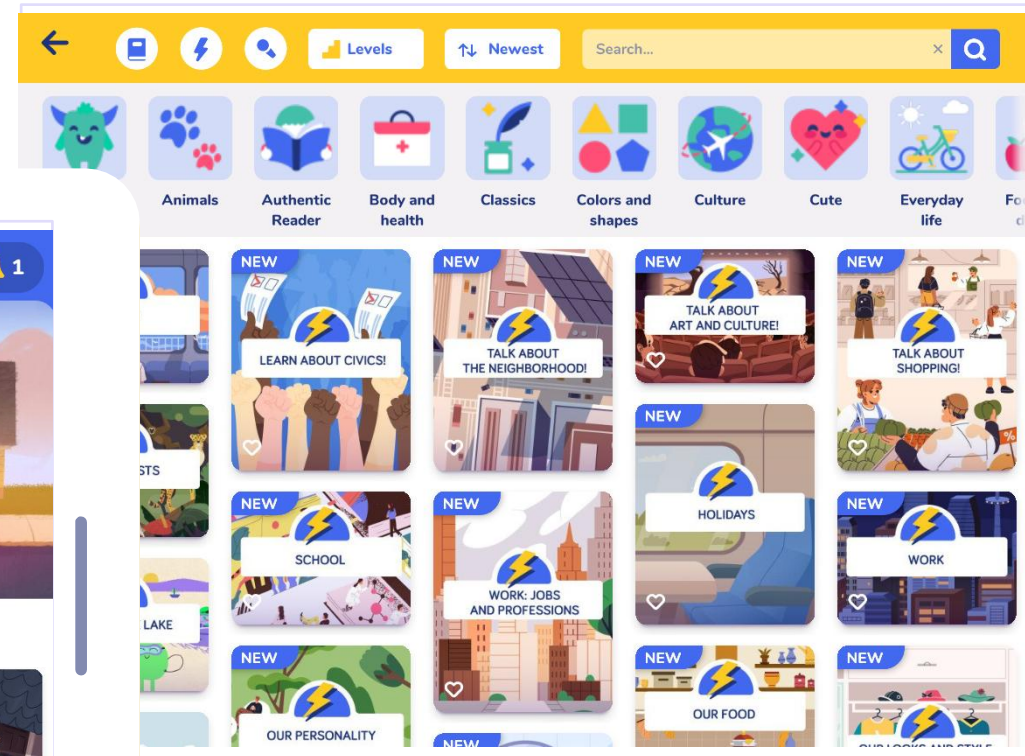
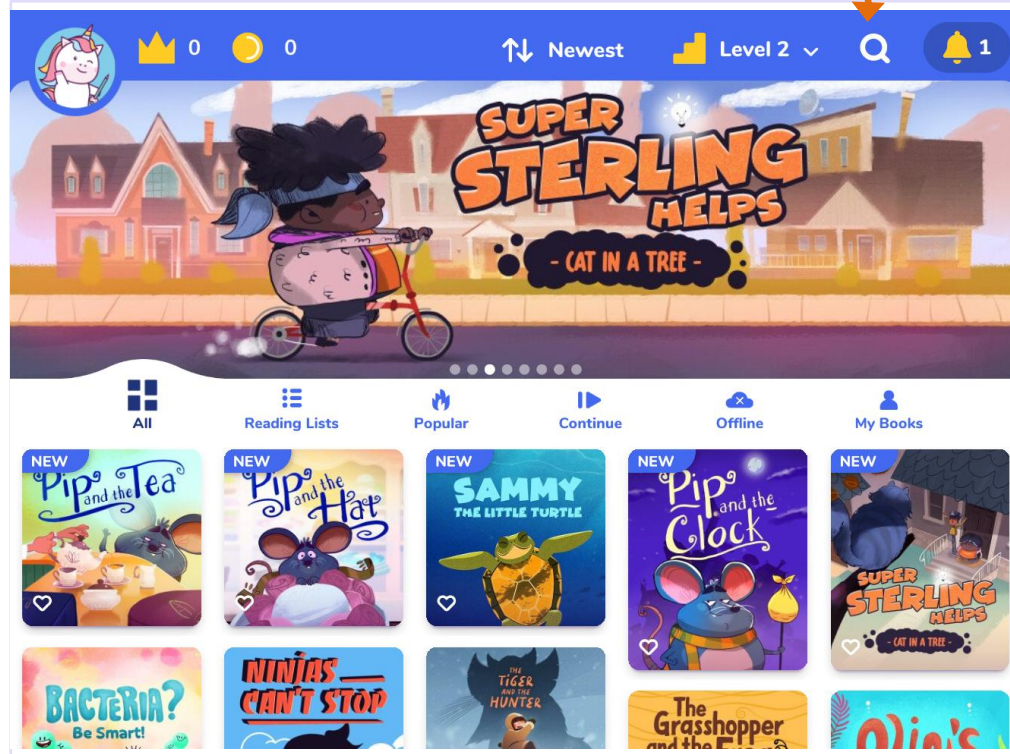
Students also earn coins and badges after reading each book to motivate them to read more. They can track them in their profile and on the main page.

學生在閱讀每本書後，還可以獲得金幣和徽章，以鼓勵他們閱讀更多內容。他們也可以在個人資料和主頁中查獲得相關訊息。



# Search Options 搜尋選項

Tap the magnifying glass to  
search for specific books.  
點擊放大鏡，即可搜尋特定圖書。



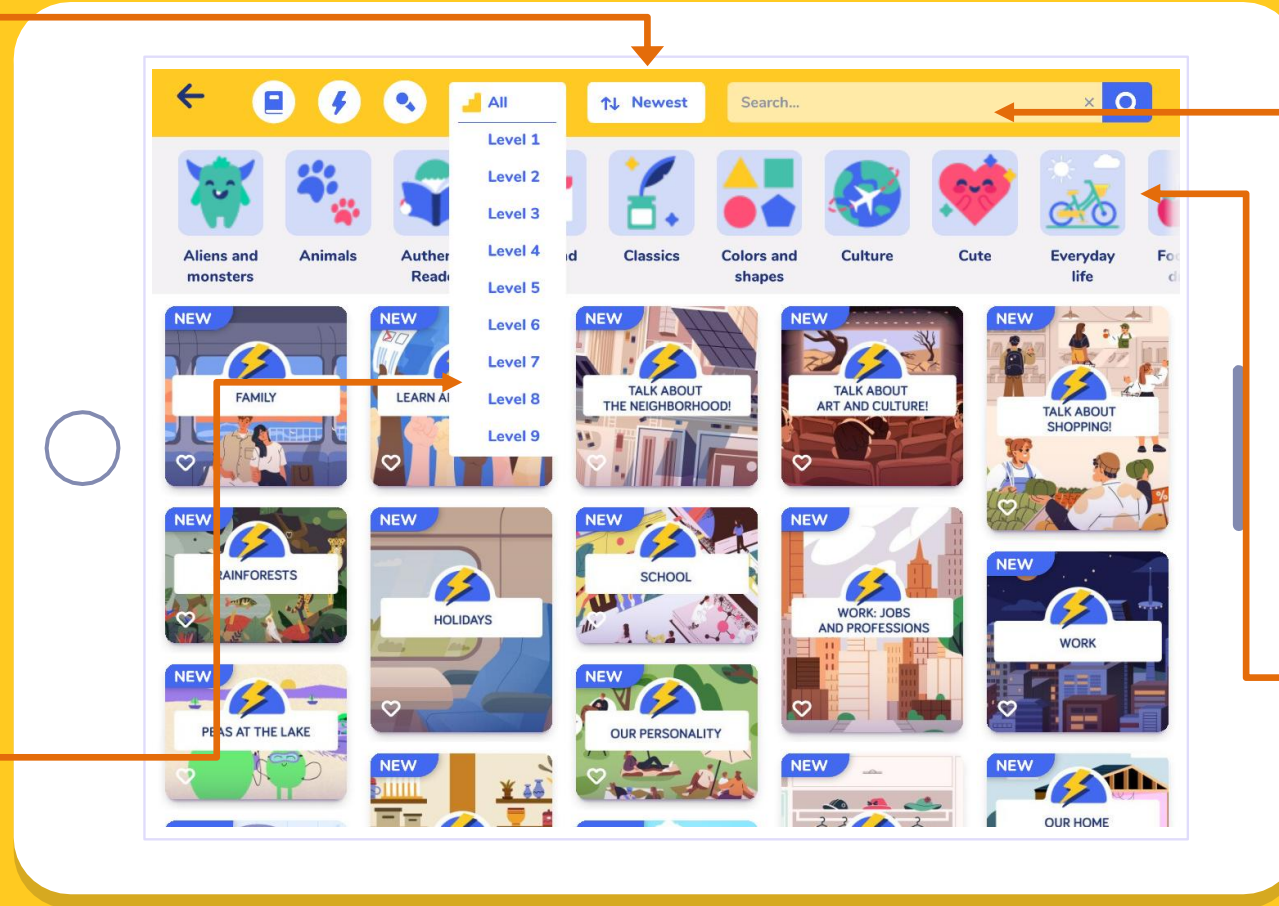
# Search Bar 搜尋欄

Choose the appearance of the books: from newest to oldest, oldest to newest, A to Z or Z to A.

選擇圖書的排列：從最新到最舊、從最舊到最新、A到Z 或 Z到A。

Filter books based on levels. Open the dropdown menu and choose one of the 9 proficiency levels.

根據等級篩選書籍。開啟下拉式選單，從 9 個程度等級中選擇一個。



Type a keyword in the search bar and tap the blue arrow. The app will list all books related to the keyword.

在搜尋欄中輸入關鍵字，然後點擊藍色箭頭。應用程式將列出與該關鍵字相關連的所有圖書。

Filter books based on topics by tapping on the images.

點擊圖示，依照主題篩選書籍。



# Books, Flashcards or Songs and Karaoke

## 圖書、抽認卡或歌曲



Search for **Books**, **Flashcards** or **Songs and Karaoke**.

按圖示搜尋圖書、抽認卡或歌曲



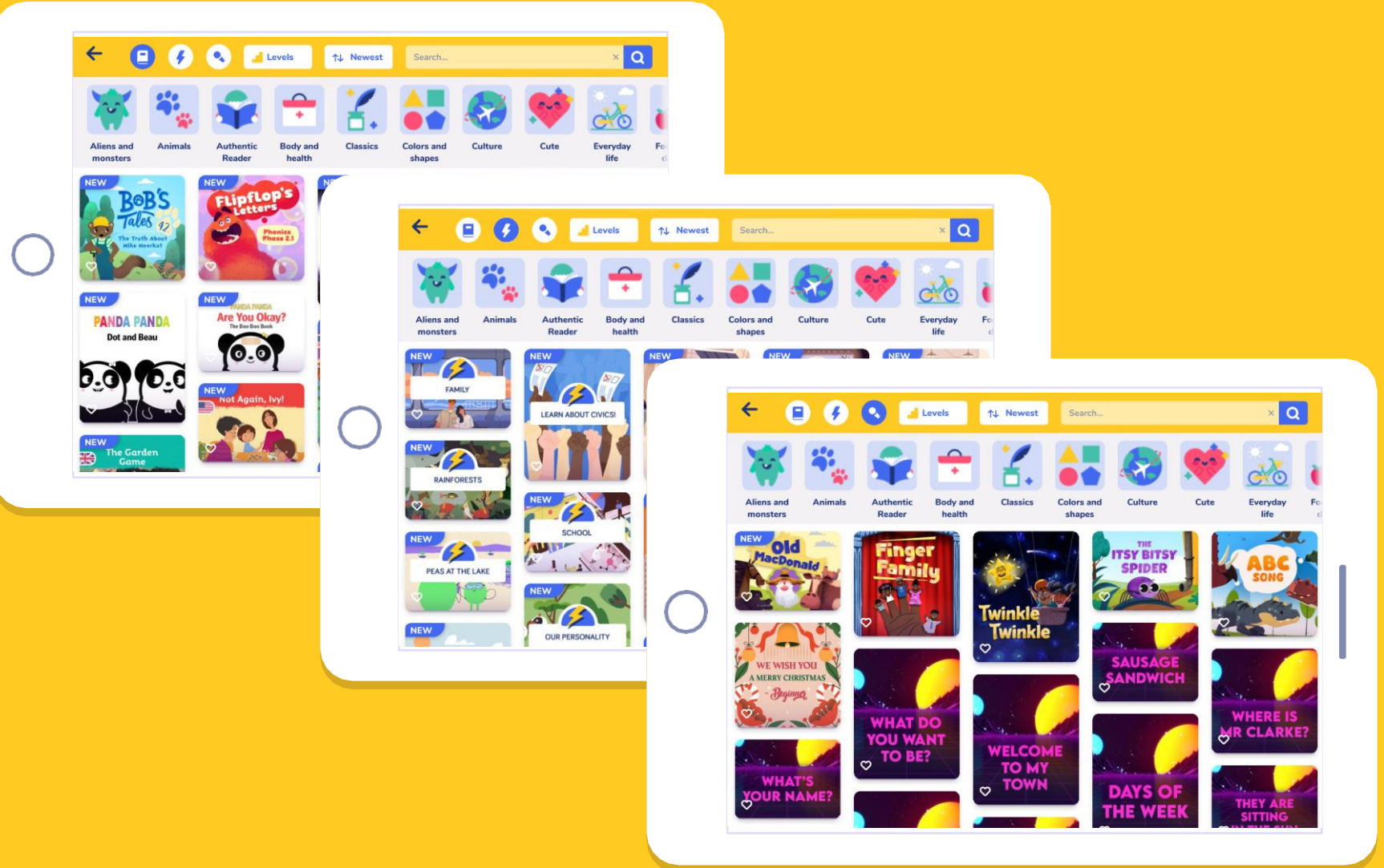
Books圖書



Flashcards抽認卡



Songs and karaoke  
歌曲



# My Profile | Dashboard

## 我的個人資料 | 個人介面

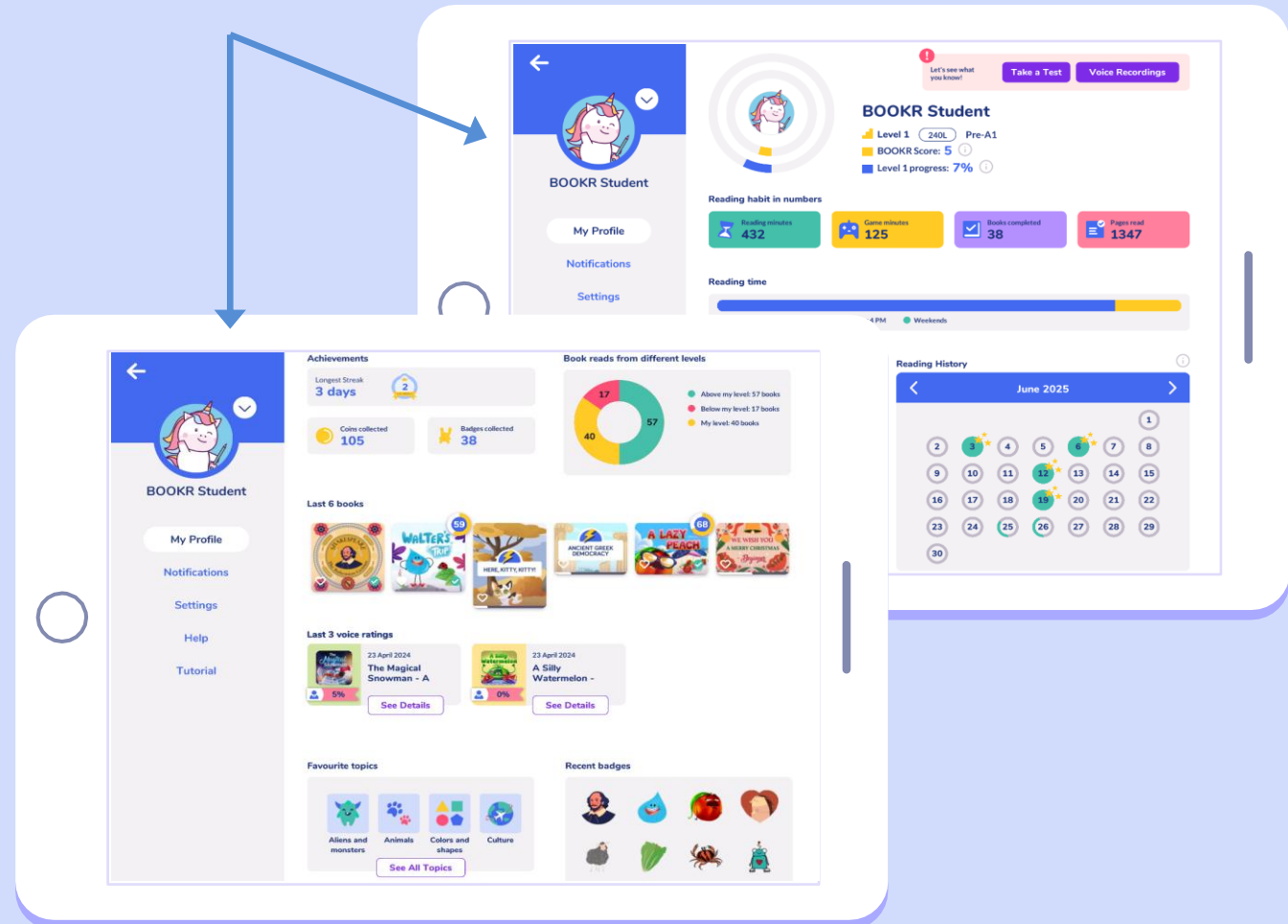
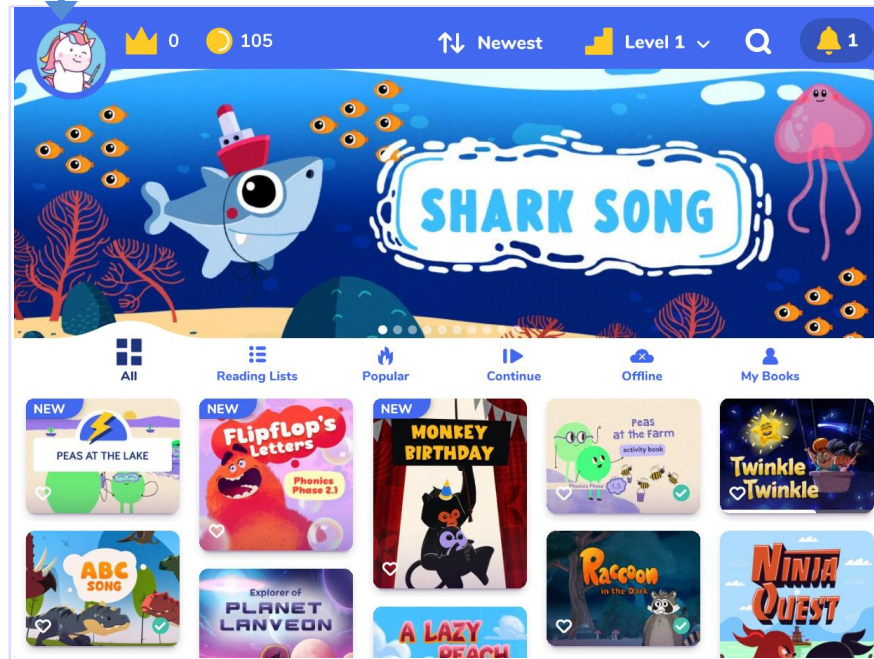


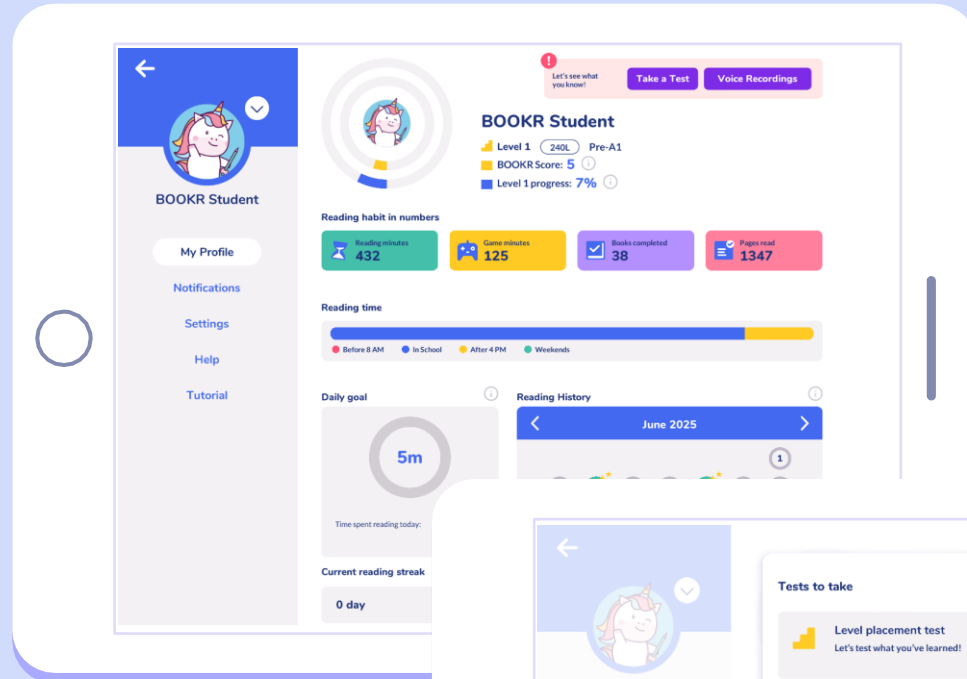
If students click on their avatar in the left corner, they reach “My Profile”.

點擊左上角的頭像，打開「我的個人資料」頁面。

Students can reach tests, track their own reading habits and achievements in their personal dashboard.

學生可以在個人資料頁面中，進入測試部分、查看自己的閱讀紀錄和進度。

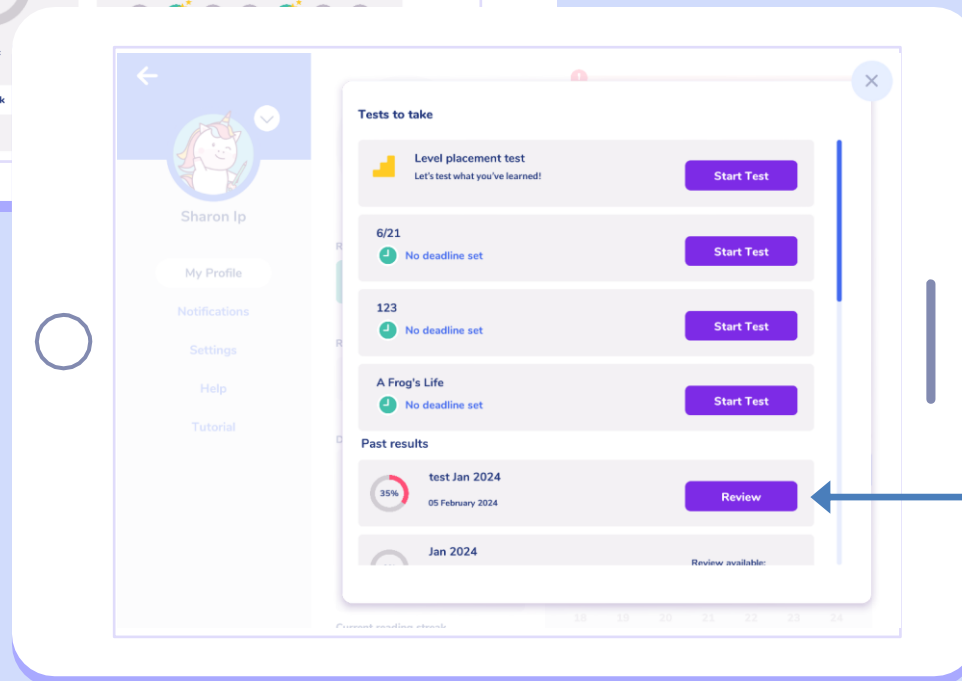




In the Test Center, students can find different tests and quizzes, such as:

在測驗中心，學生可以找到不同的測驗和測驗，例如：

- BOOKR (CERF-based Placement) Test
- and the Reading Comprehension Test.
- Lexile Placement Test, and
- Reading Comprehension Test (Assigned by Teachers) 由老師佈置的閱讀理解測試

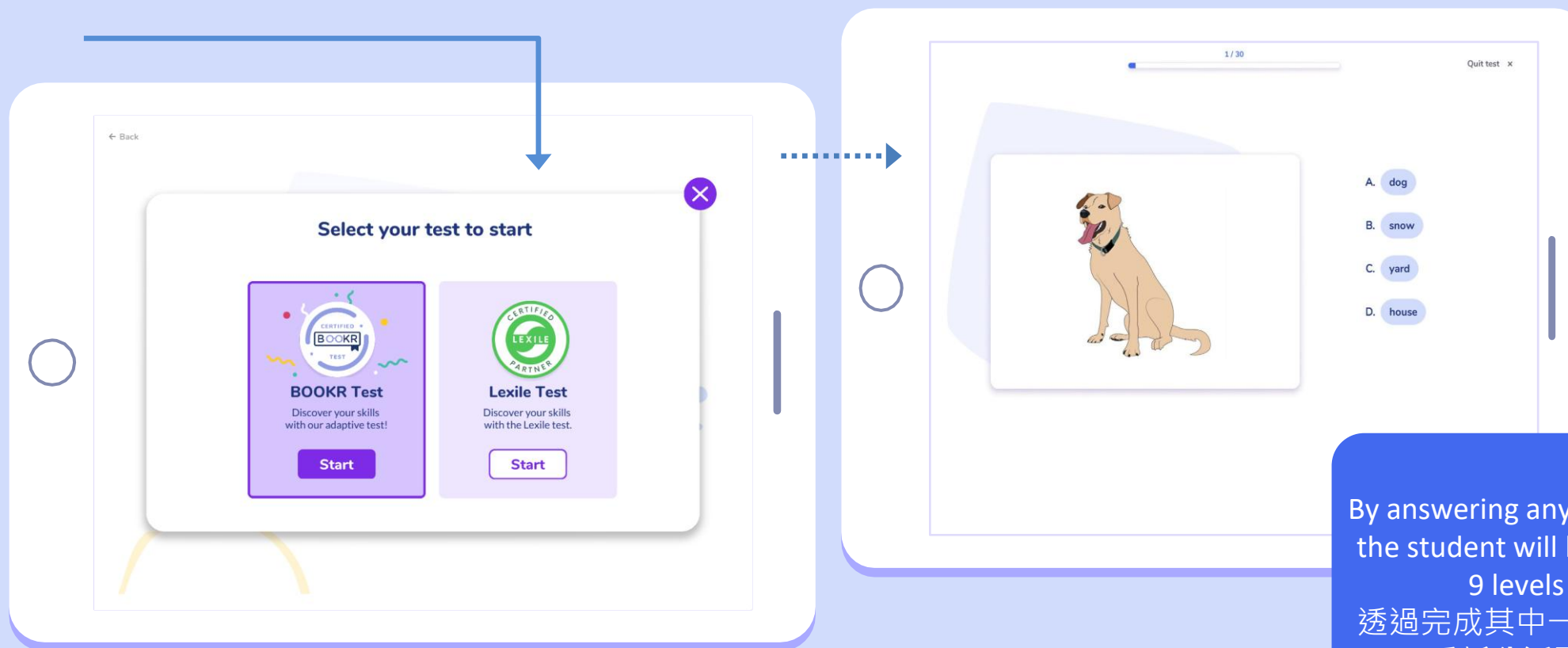


Students can also review the past comprehension tests and their results.  
學生也可以回顧過去的理解測驗及其結果。



There are two placement tests you can choose from: the CERF-based Adaptive Placement Test called “BOOKR Test” and the Lexile Placement Test.

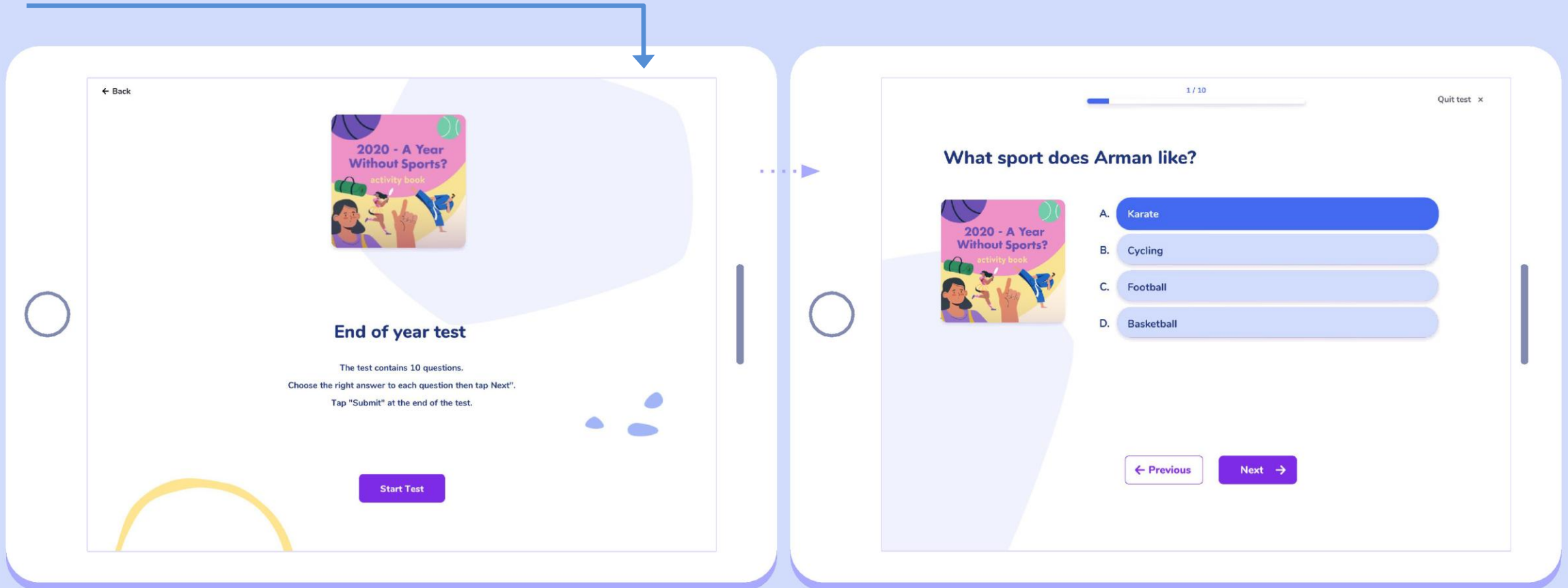
您可以選擇兩種分級測試：基於 CERF 的自適應分級測試（稱為 “BOOKR 測試”）和 Lexile 分級測試。



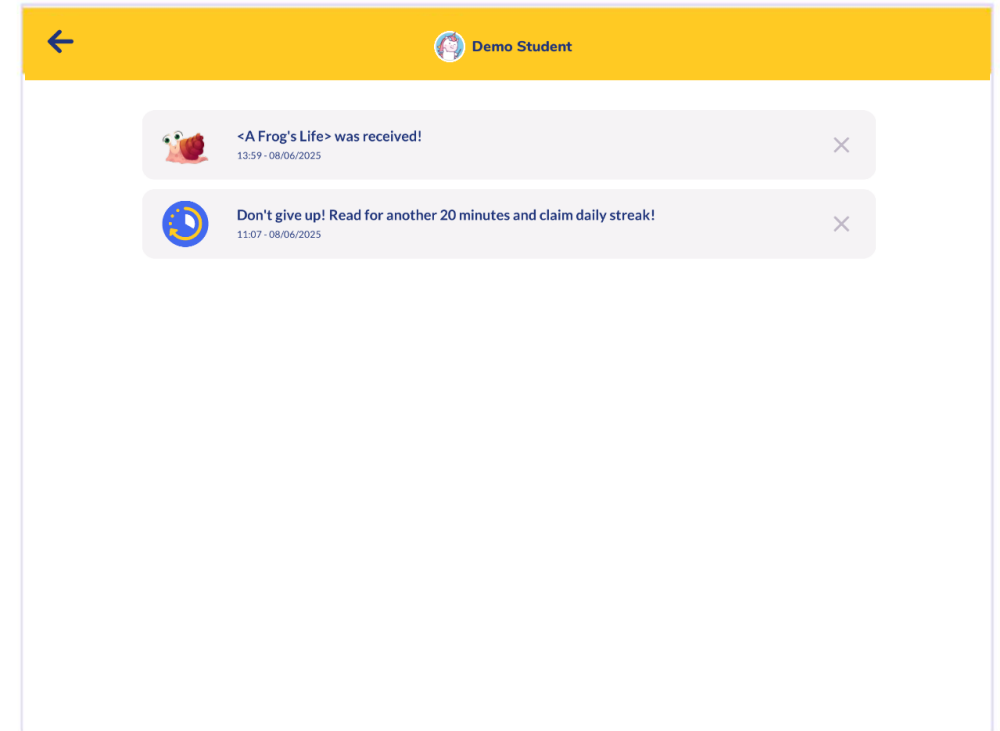
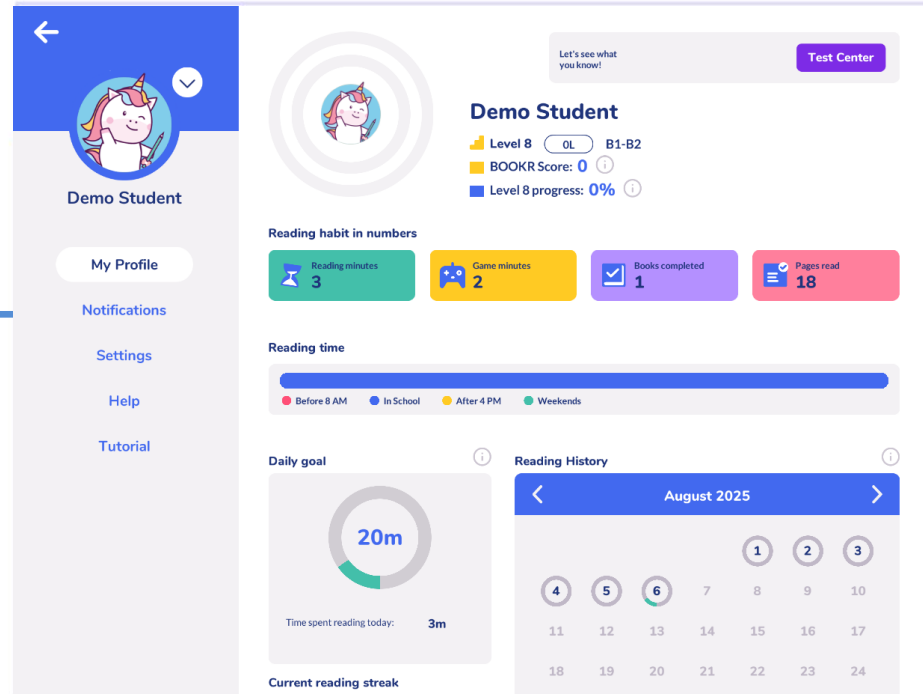
By answering any of the tests' questions, the student will be placed to one of the 9 levels of the Library.  
透過完成其中一個分級測試，學生將重新分派到9個級別之一。

Besides the Lexile Test, students can find **Reading Comprehension Tests** in the Test Center that are assigned by the teachers in the Teacher's Dashboard.

除了分級測試之外，學生還可以找到由老師發放的閱讀理解測試。



# Notifications 通知

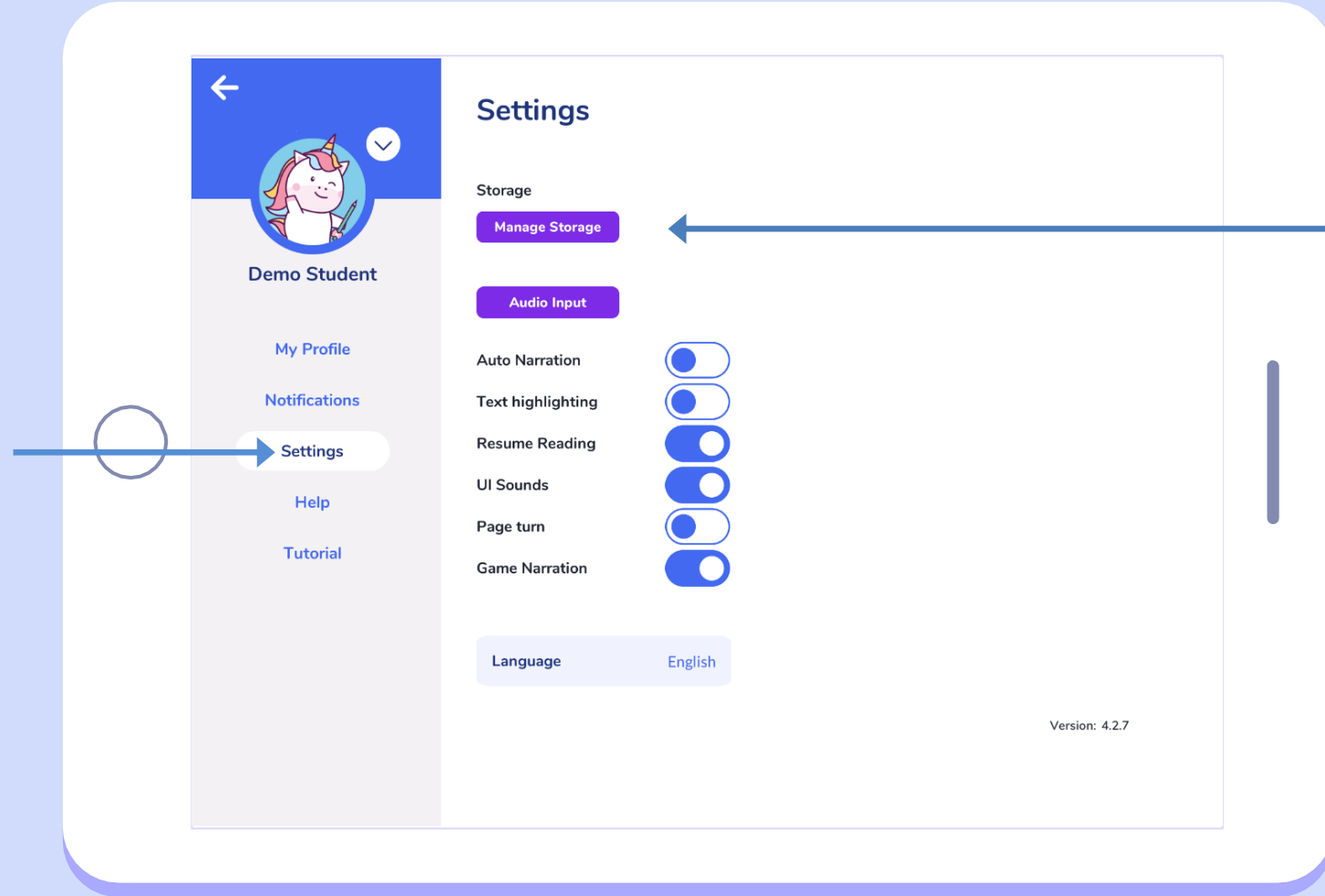


Clicking on Notifications, the app shows all the news and updates, such as rewards and assignments.

點擊“通知”，應用程式會顯示所有通知及更新，例如：獲取獎勵和接收作業通知。

Turn reading preferences on/ off here as custom settings. They can also be managed while reading a book.

在此選擇開啟或關閉各「閱讀選項」，作為自選設定。同時也可以在閱讀時修改各項設定。

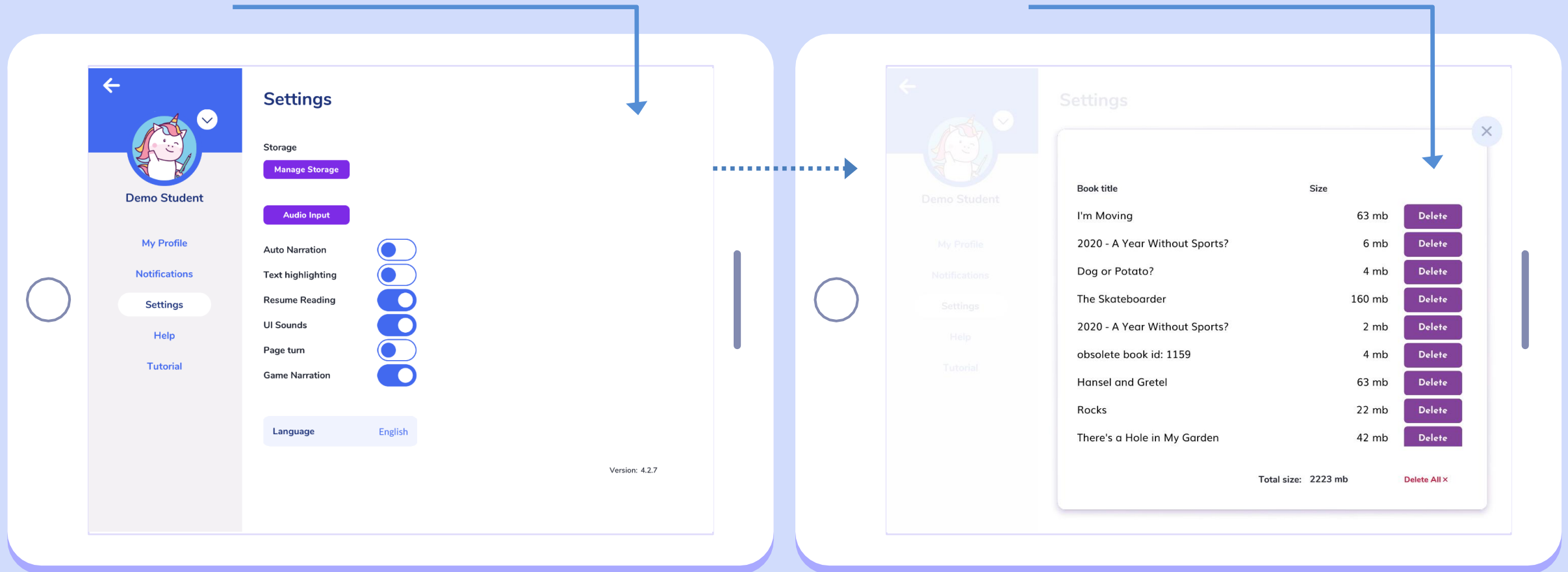


Click on Settings to manage storage, language and custom settings.

按一下「設定」可管理儲存空間、語言和修改設定。

Manage the storage of the device by tapping 'Manage storage'. 透過點擊「管理儲存」來管理裝置上的儲存空間大小。

Delete any book students don't need downloaded on their device anymore.  
刪除裝置上不再需要的所有已下載圖書，以釋出更多空間。

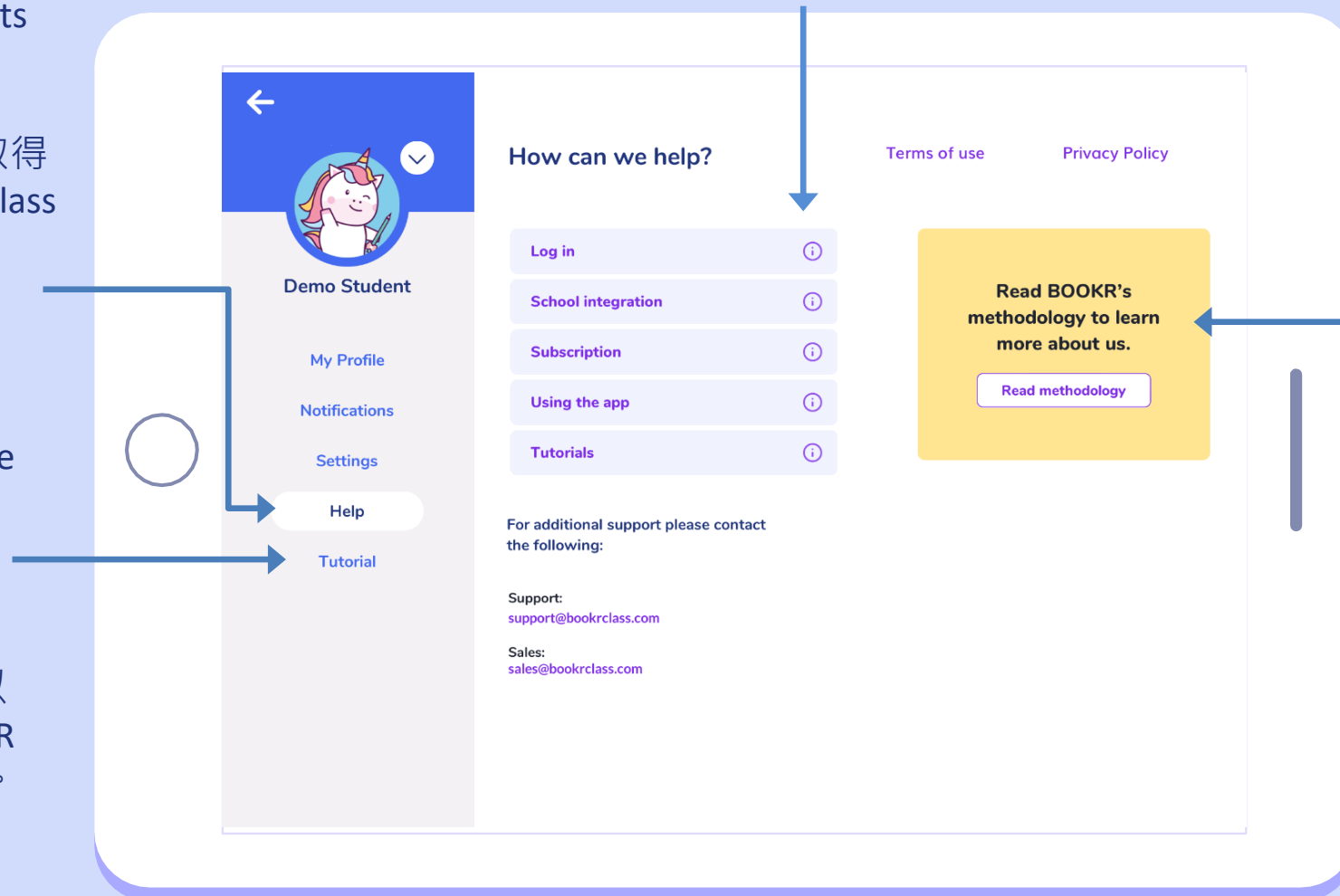


Click on Help  
to get information  
about the Library, its  
content and  
accessibility.  
點擊「幫助」以取得  
更多有關BOOKR Class  
的資訊。

Watch the tutorial  
videos to make sure  
you are familiar  
with the  
functionalities of  
BOOKR Class.  
觀看教學影片，以  
確保您了解 BOOKR  
Class 的各項功能。

Find answers to the most Frequently Asked  
Questions here.  
在這裡尋找最常見問題及答案。

Read about the  
BOOKR Methodology.  
了解 BOOKR 方法論。



If you have any questions or technical problems, get in touch with our exclusive distributor, STANFORD HOUSE via [info@stanfordhouse.com.hk](mailto:info@stanfordhouse.com.hk)

